

MIA - Operations, Initiatives, and Opportunities



October 11, 2022

Dimitrios Jimmy Nares
Section Chief, Aviation Marketing
Miami-Dade Aviation Department



MIA INDUSTRY RANKINGS & AIR SERVICE

#1 Airport in USA for International Cargo (2021)

#2 International Passenger Gateway to the USA (2021)
(Currently #1 in 2022)

**Largest and Best Served Gateway
to Latin American & Caribbean Region**

37.3 million (2021)

18.9 million (2020)

45.9 million (2019 – record)



2022 Passenger Status:
25.5 million (Jan-June 22')

SERVICE TO

152 **99**

PASSENGER
DESTINATIONS

FREIGHTER
DESTINATIONS

56

PASSENGER
AIRLINES

42

CARGO
AIRLINES



MIAMI-DADE AVIATION DEPARTMENT

2022 MIA
MIAMI INTERNATIONAL AIRPORT

MIA CARGO HIGHLIGHTS (2021)



2.75 million

TONS OF FREIGHT
RECORD YEAR
(+18% over 2020)

82% International/
was 18% Domestic
International



International Trade

57% Origin/Destination Freight
(IMPORTS & EXPORTS)

VALUED AT: **\$67.5 BILLION**
(+28% over 2020)

Exports: \$38.3B

Imports: \$29.2B

Tonnage: **86%** Freight Aircraft /
14% Passenger Aircraft



95% Of Florida's Total
Air Trade Value
41% Of Florida's Total
Air & Sea Values

43% Of International
Tonnage In-Transit
to Third Countries

← 83% **→ 79%**
OF U.S. AIR IMPORTS OF U.S. AIR EXPORTS

Between Latin American /
Caribbean Region and USA

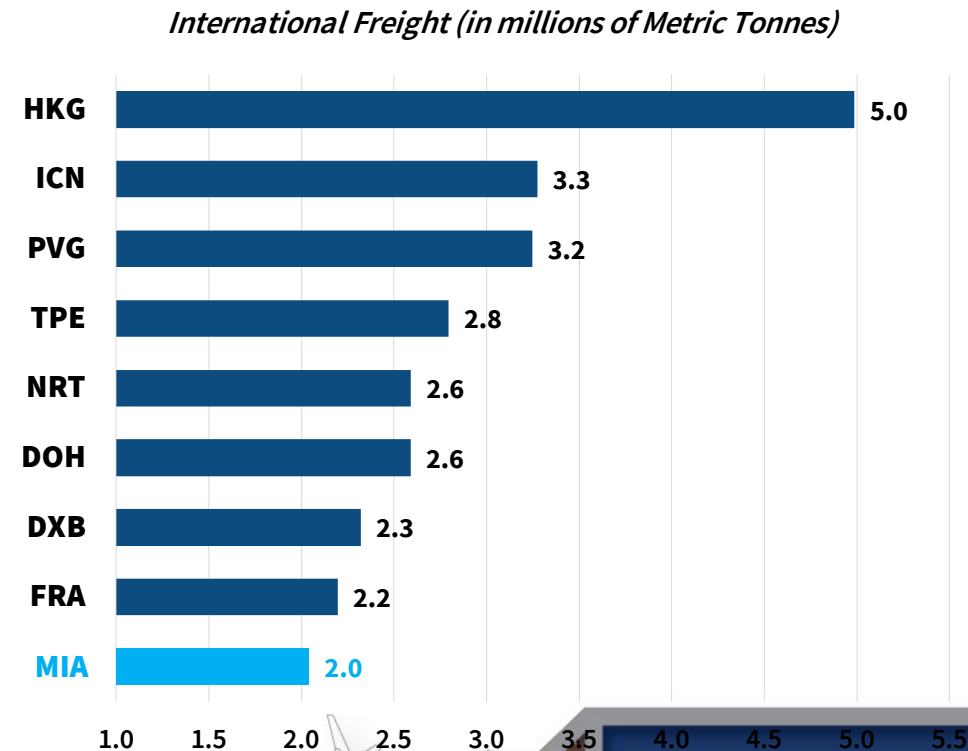
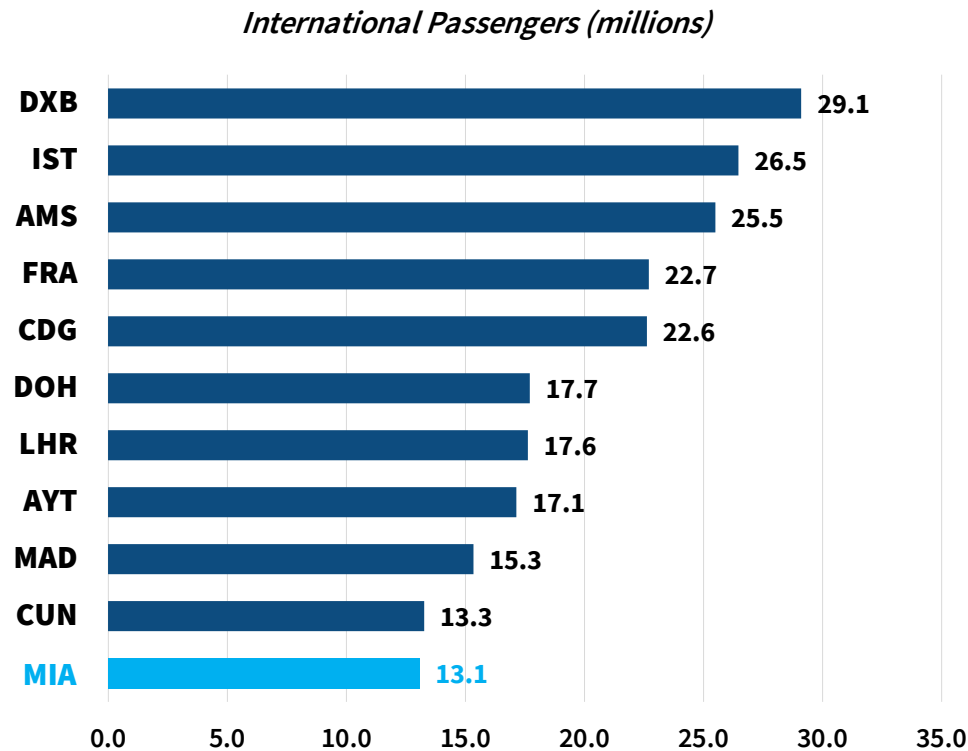


MIAMI-DADE AVIATION DEPARTMENT

2022 MIA
MIAMI INTERNATIONAL AIRPORT

In 2021, Miami was the highest-ranking U.S. gateway for international passengers and freight

Ranking of Top World Airport in International Passengers and Freight CY 2021



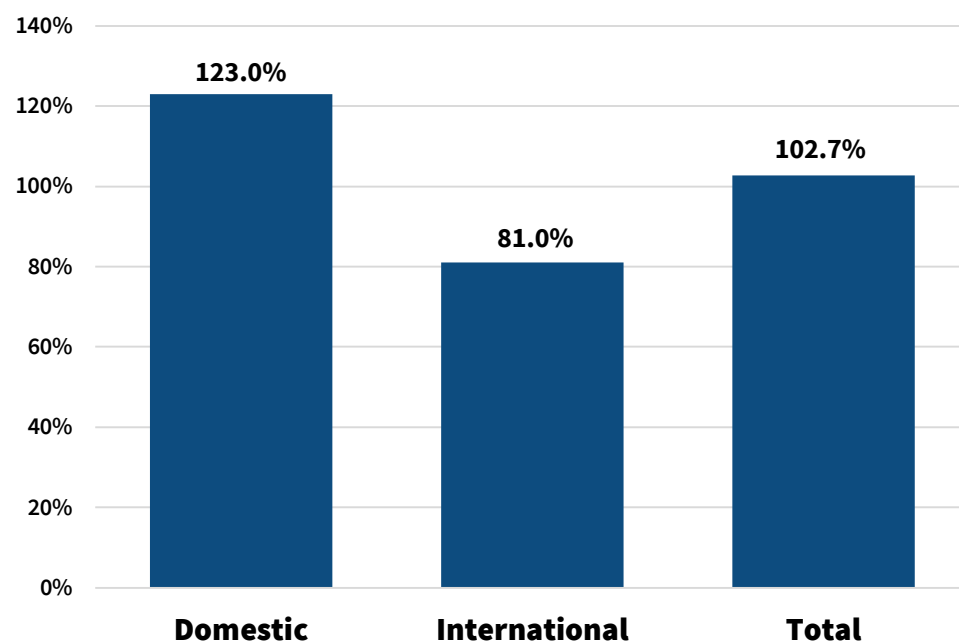
Note: Does not include ANC due to inclusion of transit freight
Source: ACI, 2021, preliminary data



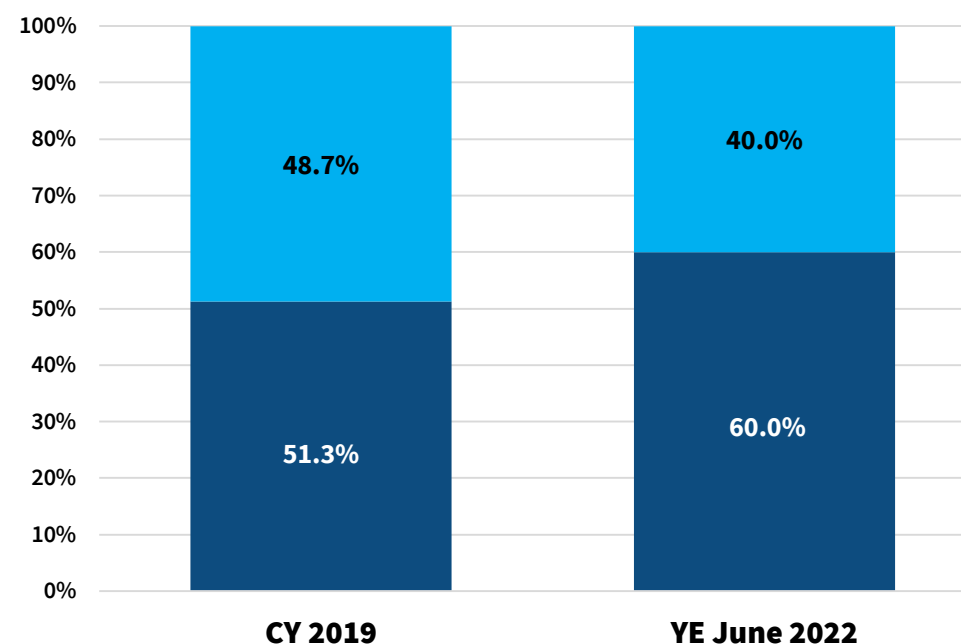
MIA PAX TRAFFIC

Passenger levels at MIA have recovered to 102% of CY 2019 with domestic traffic hitting new highs

MIA Traffic Recovery
YE June 2022 as Share of CY 2019



Comparison Share of MIA Passengers
CY 2019 and CY 2022



■ Domestic

■ International

Source: Airport
Statistics



MIAMI-DADE AVIATION DEPARTMENT

2022 MIA
MIAMI INTERNATIONAL AIRPORT

MIA - [56 PASSENGER AIRLINES](#): 14 US & 42 INTERNATIONAL SERVING [152 DESTINATIONS](#) WORLDWIDE



MIAMI-DADE AVIATION DEPARTMENT

2022 **MIA**
MIAMI INTERNATIONAL AIRPORT

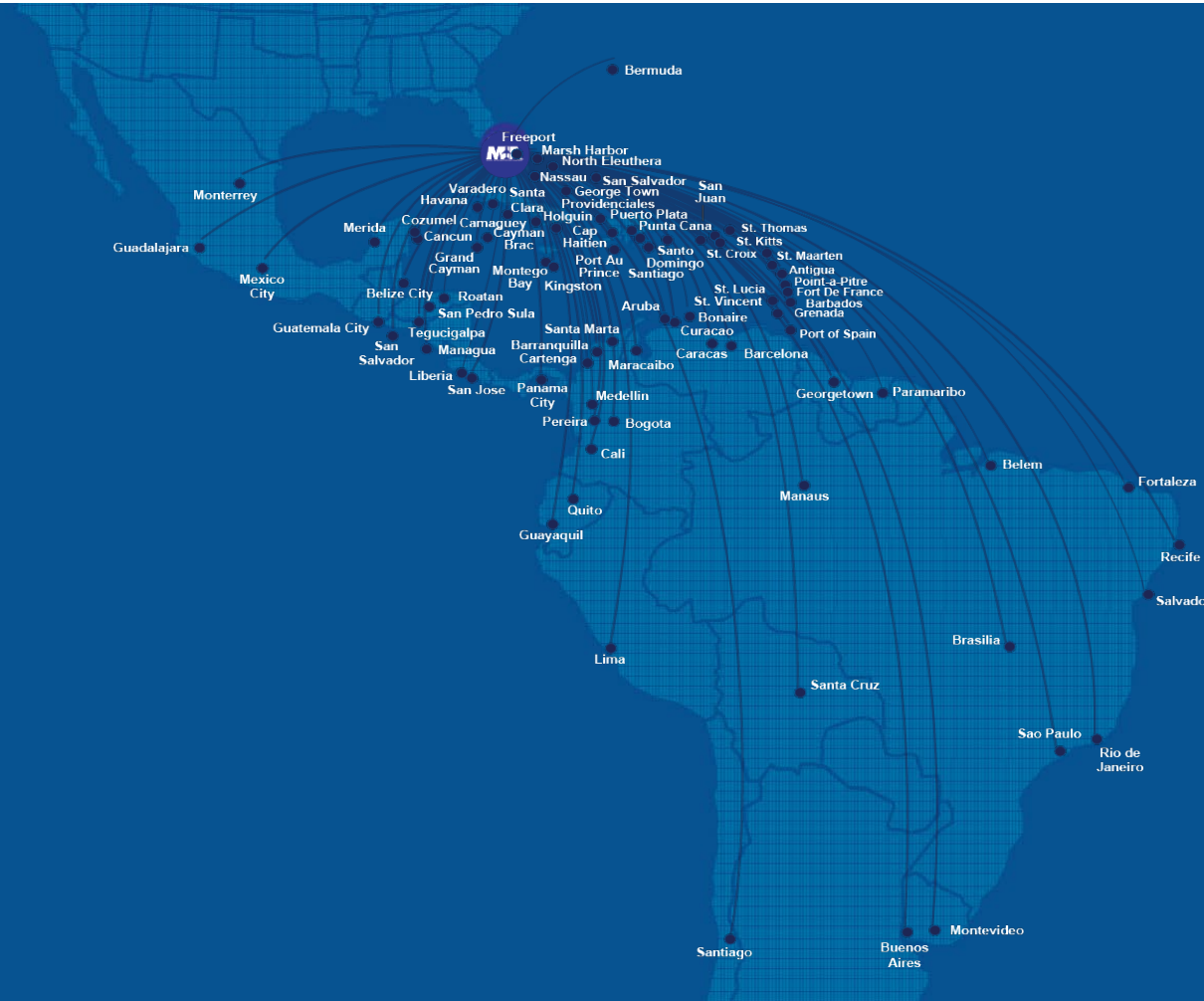
MIA NETWORK (DOMESTIC AND CANADA)

61
NON-STOP
MARKETS



MIAMI-DADE AVIATION DEPARTMENT

2022 **MIA**
MIAMI INTERNATIONAL AIRPORT



71

NON-STOP MARKETS



MIA NETWORK (EUROPE/MIDDLE EAST/AFRICA)



MIAMI-DADE AVIATION DEPARTMENT

2022 **MIA**
MIAMI INTERNATIONAL AIRPORT

MIA – NEW/ RETURNING AIRLINES AND SERVICES

- **ITA Airways:** Rome, Italy (March 2022)
- **American Airlines:** Anguilla (April 2022); Ocho Rios, Jamaica (November 2022)
- **TUI FLY Belgium:** Brussels, Belgium (April 2022)
- **Royal Air Maroc:** Casablanca, Morocco (April 2022)
- **GOL:** Brasilia, Brazil (May 2022); Fortaleza, Brazil (Oct. 2022)
- **Sky Airline Peru:** Lima, Peru (June 2022)
- **Alaska Airlines:** Seattle (June 2022)
- **Aer Lingus:** Dublin, Ireland (October 2022)



Coming Dec. 2022!



MIAMI-DADE AVIATION DEPARTMENT

2022 **MIA**
MIAMI INTERNATIONAL AIRPORT

MIA – 42 CARGO AIRLINES: 22 US & 20 INTERNATIONAL SERVING 99 DESTINATIONS WORLDWIDE



MIAMI-DADE AVIATION DEPARTMENT

2022 **MIA**
MIAMI INTERNATIONAL AIRPORT

MIA – TOP TRADE PRODUCTS (2021)

MIA's commodities are dominated by aerospace/pharma/high tech exports by value and perishables imports by weight.



TOP 10 COMMODITY GROUPS - 2021

	Export Tons		Export \$\$\$
Vehicle Parts/Tires	37,607	Air / Spacecraft Parts	6,529,783,689
Industrial Machinery / Parts	36,406	Pharmaceuticals	6,281,546,216
Computers / Peripherals	28,100	Computers / Peripherals	5,436,832,729
Oil / Gas Drilling Machinery	27,969	Telecommunications Equipment	3,790,250,829
Telecommunications Equipment	22,235	Computer Chips & ICs	2,076,962,366
Pharmaceuticals	20,190	Industrial Machinery / Parts	1,942,935,051
Plastics	19,767	Medical Equipment	1,600,500,980
Metals and Metal Products	18,584	Scientific Instruments	1,426,038,973
Commercial Machinery	13,006	Gold / Jewelry & Gems	1,164,168,803
Medical Equipment	12,277	Vehicle Parts/Tires	657,176,970
	Import Tons		Import \$\$\$
Flowers	327,881	Gold / Jewelry & Gems	4,429,673,472
Fish / Crustaceans	269,994	* Computer Chips & ICs	4,428,173,206
Vegetables & Roots	48,898	Telecommunications Equipment	2,713,025,089
Fruits & Juices	31,778	Fish / Crustaceans	2,323,028,751
Telecommunications Equipment	15,293	Flowers	1,579,903,776
Clothing	14,080	Medical Equipment	1,287,684,166
Seeds and Grass	12,031	Air / Spacecraft Parts	1,256,179,637
Cosmetics	9,721	Art & Antiques	1,048,699,159
Industrial Machinery / Parts	9,179	Computers / Peripherals	788,496,980
Household / Consumer Goods	8,150	Clothing	511,461,996

MIA – TOP TRADE PARTNERS AND REGIONAL BREAKDOWN (2021)

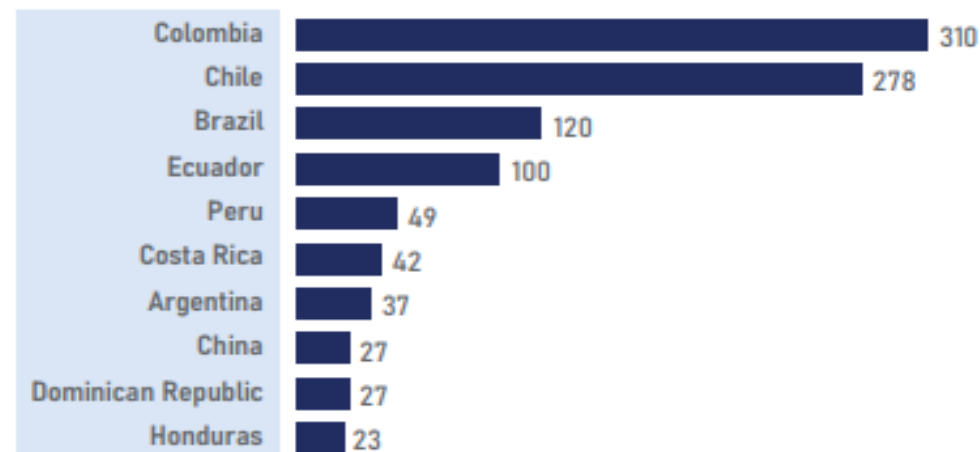
MIA Trade with All Regions - 2021

	Tons	%
All Regions	1,290,426	
SOUTH AMERICA	933,501	72.3%
CENTRAL AMERICA	133,033	10.3%
EUROPE	92,572	7.2%
ASIA	58,254	3.4%
THE CARIBBEAN	44,482	4.5%
NORTH AMERICA	15,619	1.2%
THE MID-EAST	7,641	0.6%
AFRICA	4,270	0.3%
OCEANIA	1,053	0.1%

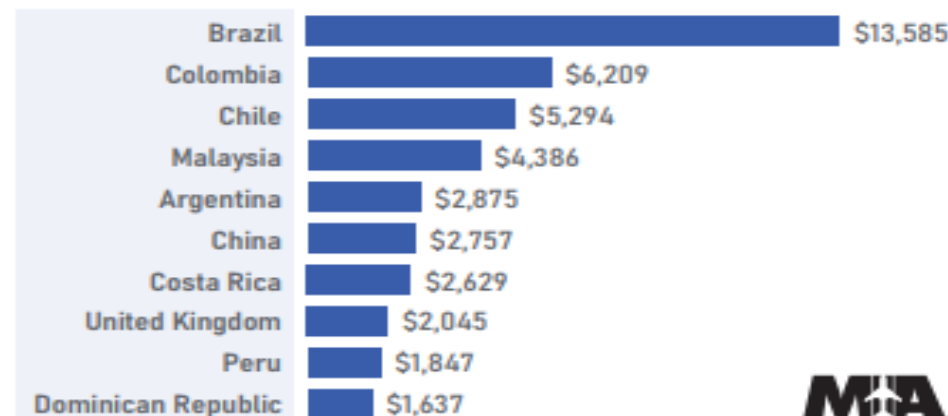
	Dollars	%
All Regions	\$67,528,903,704	
SOUTH AMERICA	\$34,302,263,027	50.8%
CENTRAL AMERICA	\$6,450,511,431	17.3%
EUROPE	\$9,856,633,868	9.6%
ASIA	\$11,656,802,033	14.6%
THE CARIBBEAN	\$2,420,153,793	2.3%
NORTH AMERICA	\$1,561,712,433	1.3%
THE MID-EAST	\$884,640,142	3.6%
AFRICA	\$270,591,995	0.4%
OCEANIA	\$125,546,415	0.2%

Note: Mexico is included in North America

By Total Weight (Thousands US Tons)



By Total Value (Millions US Dollars)

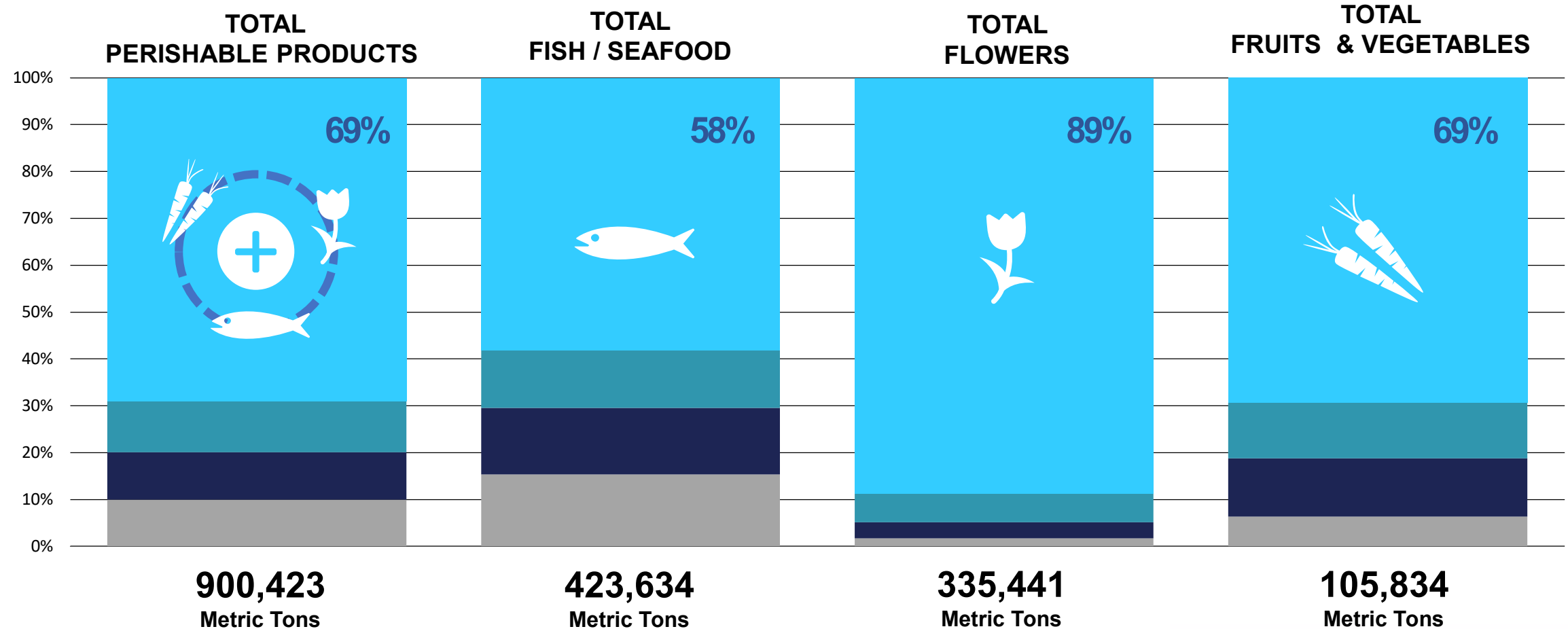


MIAMI-DADE AVIATION DEPARTMENT

2022 MIA
MIAMI INTERNATIONAL AIRPORT

MIA TOP IMPORT COMMODITIES (2021)

MIA leads all U.S. Airports in Perishables Cargo by a wide margin



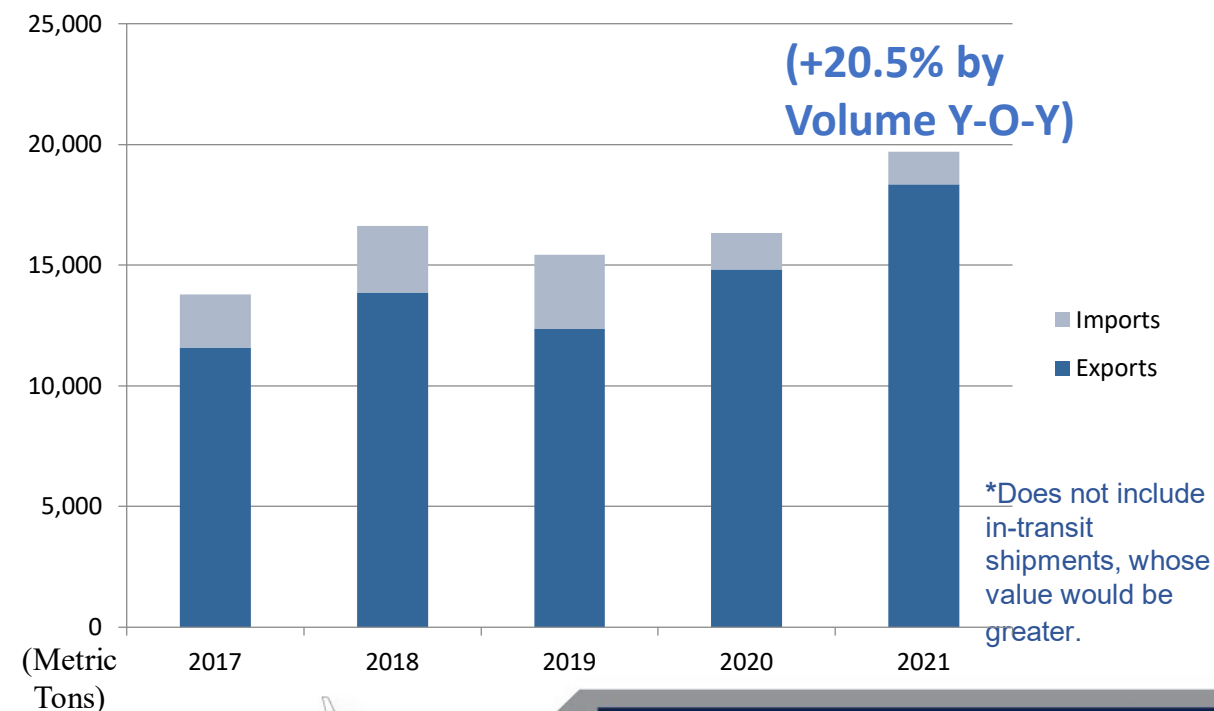
MIA INITIATIVE - MIA PHARMA HUB

The First IATA Designated
“Pharma Hub Airport”
in North America



MIA Pharma 2021:

- 19.7 million Kg of pharma trade through MIA valued at \$US 6.65 billion, an increase of **78.3%** from 2020 (O&D) *
- Record year for total volume of pharmaceutical trade and for pharmaceutical Exports (18,355 metric tons)/ Exports to LaTam – 78%
- 4th consecutive year of over 15 million Kg of pharmaceutical cargo
- Major airport hub for COVID-19 vaccine distribution



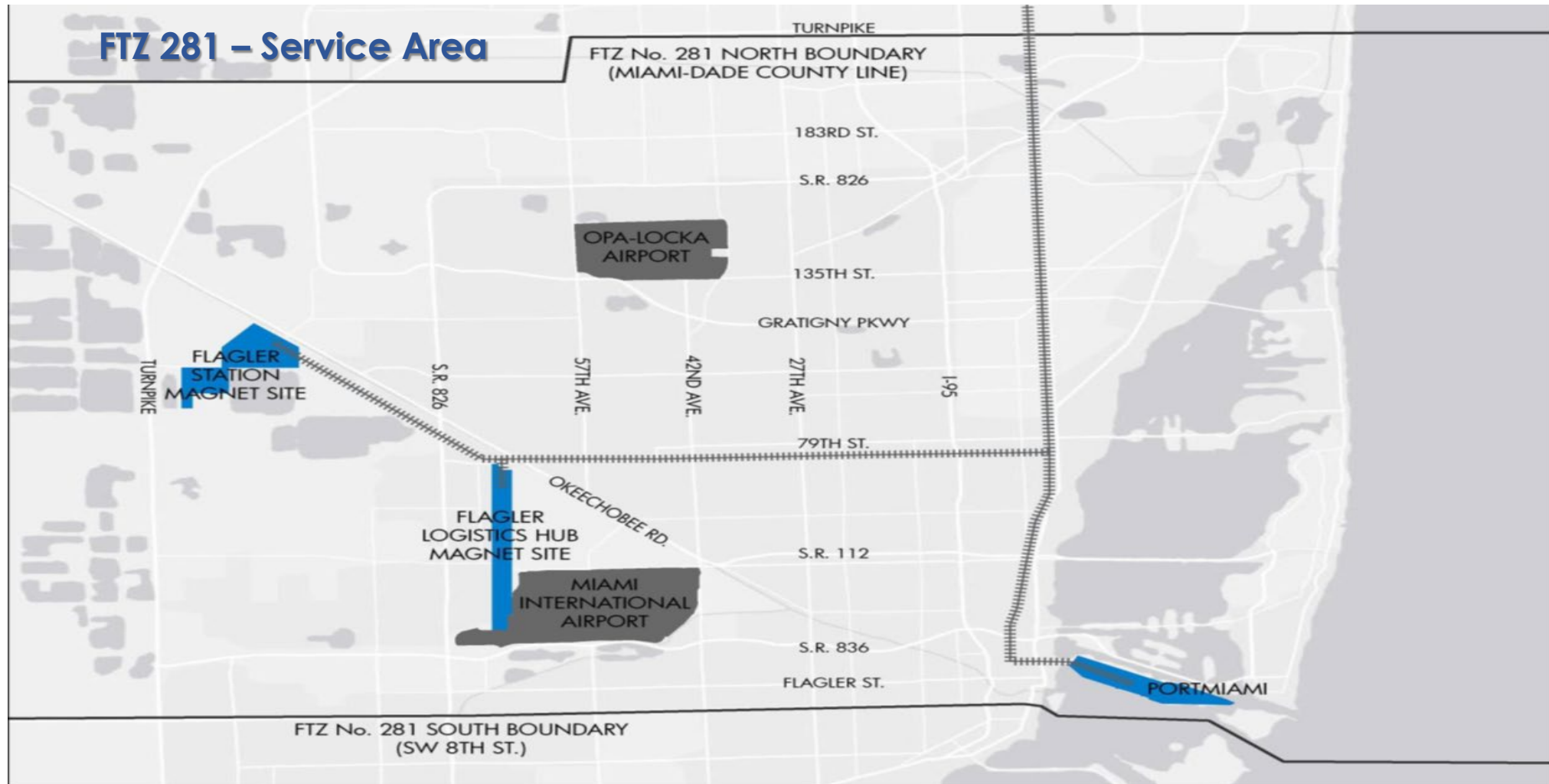
MIA CEIV Pharma Certified Community (7):



MIAMI-DADE AVIATION DEPARTMENT

2022 MIA
MIAMI INTERNATIONAL AIRPORT

MIA INITIATIVE - FOREIGN TRADE ZONE MAGNET SITE



MIAMI-DADE AVIATION DEPARTMENT

2022 MIA

MIAMI INTERNATIONAL AIRPORT

MIA INITIATIVE - FOREIGN TRADE ZONE MAGNET SITE

MIA FTZ Magnet Site was approved on **Feb 7, 2018**

Magnet Site Area includes all **3,248 acres of the airport** (1,314 hectares).

FTZs allow manufacturing, mixing of foreign/domestic merchandise, kitting and long-term storage.




MIAMI-DADE AVIATION DEPARTMENT

2022 MIA
MIAMI INTERNATIONAL AIRPORT

FTZ Potential Target Companies

The FTZ Magnet Site provides manufacturers and businesses with opportunities.

- Auto parts
- Electronics
- Textiles/Footwear
- Perishables
- Metals/Minerals
- Pharmaceuticals
- Avionics
- Machinery/Equipment



MIAMI-DADE AVIATION DEPARTMENT

2022 **MIA**
MIAMI INTERNATIONAL AIRPORT

MIA INITIATIVE – VICC PROJECT



A Vertically Integrated Cargo Community, VICC® is poised to transform the MIA cargo market.

VICC will provide the annual capacity to serve up to 4.5m metric tons of air cargo annually once fully completed.

A 1.7m square foot innovative cargo powerhouse, VICC incorporates all aspects of cargo throughput functionalities under one roof.



MIAMI-DADE AVIATION DEPARTMENT

2022 **MIA**
MIAMI INTERNATIONAL AIRPORT

MIA INITIATIVE – VICC PROJECT

VICC will multiply MIA's cargo capacity by at least 2x and will be the most efficient, highly automated shipper and consumer friendly cargo community in the world.



VICC will create approx. 8,000 high-paying cargo jobs & will support employees with retail, hospitality, healthcare, and daycare facilities.



VICC is specifically designed to minimize truck dwell time, with an ample truck queue, resulting in a 50 percent truck trip reduction time at MIA.



VICC expands modern cargo operational capacity with the ability to service up to 4.5m metric tons of cargo and 12 Category VI Aircraft Parking Positions.



MIAMI-DADE AVIATION DEPARTMENT

2022 **MIA**
MIAMI INTERNATIONAL AIRPORT

MIA INITIATIVE – VICC PROJECT

Optimizing cargo operations and utilizing new logistic technologies within a vertical platform.



- Level 5:** **Administrative Office/Employee Support Functions**
(Offices, Cafeteria, Clinic, Training, Wellbeing, etc)
- Level 4:** **Initial Year Excess Capacity/Aviation Services**
(Truck Dock Operations, Provisioning, Flight Catering, etc)
- Level 3:** **Initial Year Excess Capacity/Aviation Support Services**
(Truck Dock Operations, Customs Clearance, Freight Forwarders, Logistic Agents, etc)
- Level 2:** **Common-Use Cargo Operations Area**
(Truck Dock Operations, General Cargo Preparation Area)
- Level 1:** **Common-Use Cargo Operations Area**
(Truck Dock Operations, Acceptance, ASRS, Robotic Buildup/Breakdown, TV/ULD, AOA Interface, etc)

VICC is next generation aviation infrastructure, incorporating all aspects of cargo throughput functionalities under one roof.



MIA INITIATIVE – VICC PROJECT

MIA
VICC[®] VERTICALLY
INTEGRATED
CARGO
COMMUNITY



MIAMI-DADE AVIATION DEPARTMENT

2022 MIA
MIAMI INTERNATIONAL AIRPORT



THANK YOU FOR YOUR ATTENTION!



MIAMI-DADE AVIATION DEPARTMENT

2022 **MIA**
MIAMI INTERNATIONAL AIRPORT